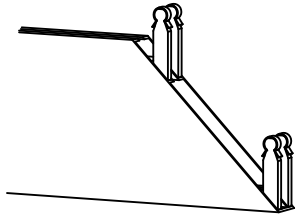
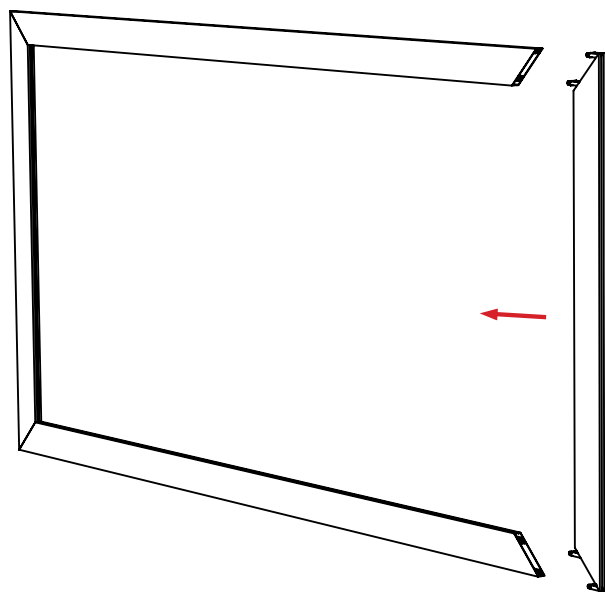
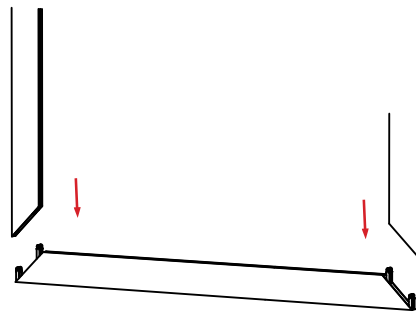


# Assembly & Installation Instructions



Corner Keys  
insert into frame  
as shown



Two Piece Slotted  
side will always be  
the last side to  
complete the frame


## Quadri Frame Assembly

Individual Frame Extrusions are connected via Corner Keys provided with the assembly.

4" Frame Assemblies use 16  
Corner Keys  
1" Frame Assemblies use 8  
Corner Keys

Assemble the three full extrusions together first. The use of a rubber Mallet may be necessary.

Insert the corner keys into the last remaining extrusion(s), then complete the assembly of the frame.



APPROVED  
By dwilliams at 4:07 pm, Jun 23, 2010



B&N INDUSTRIES  
650.593.4127  
WWW.BNIND.COM